

Product Specification

Linear Sieving

Segregator Range

A linear vibratory screener suitable for separating both wet and dry product.

The Sievmaster **Segregator** uses a pair of vibratory motors to move product along a rectangular mesh screen in a linear direction. The large screen area allows product prolonged sieving time, especially useful for de-dusting, de-watering, and screening delicate product.

The Segregator range is available in three different sizes with variations to provide up to three separations and a wide choice of sieving aids for problem materials.



sm sievmaster
by farleygreene

Features & Benefits

- Screen surface area available in 3 x different sizes: 1280mm x 640mm, 1575mm x 645mm, or 1540 x 920mm
- A very high sieving efficiency
- Adjustable screen inclination to raise the oversize outlet
- Easy-Clean, hygienic design
- Wet or dry applications
- Dust and waterproof to at least IP65
- Quick change, bonded screens
- Conforms to CE, UKCA, FDA, EC 1935/2004 and ANIA regulations
- Low maintenance/running costs – tool free disassembly & minimal servicing
- Linear motion is ideal for screening, grading, de-dusting, de-watering, and liquid separation

Industries:



Food & Drink



Pharma



Chemical



Additive

Product Options*

Continuous Processing of 2 Fractions - Oversize / Fines.



2 x Vision Ports



Continuous Processing of 3 Fractions - Oversize / Cut 1 / Fines.



Mesh Deblinding - ultrasonic.



Top Enclosed Lid

- with 150-300mm diameter plain inlet.



Upgrade to ATEX zone 21 II 2D internal / ATEX zone 22 II 3D external



*More options available on request

Typical Materials

- Most food, pharmaceutical, & chemical powders and granular products
- Liquid separation

Finishes available

- Dressing of External Welds
- Internal & External Dull Polish to <0.8 Ra
- VivateQ® / Sublimation Finish
- Pharma Polish - to <0.25 Ra internally and externally.

Certified Technology



1

2

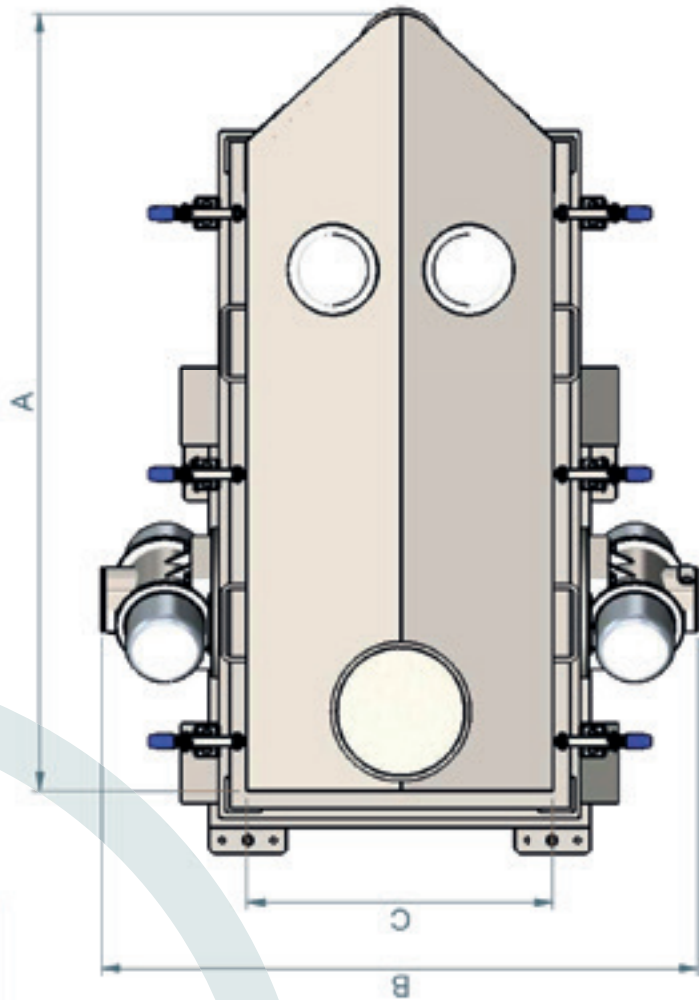
3

4

5

6

THIRD ANGLE PROJECTION



SM SEGREGATOR 42 & 53



DIMENSION	SM SEG 42 (mm)	SM SEG 53 (mm)
A	1550	1850
B	1160	1490
C	600	900
D	555	555
E	165	165
F	500	500

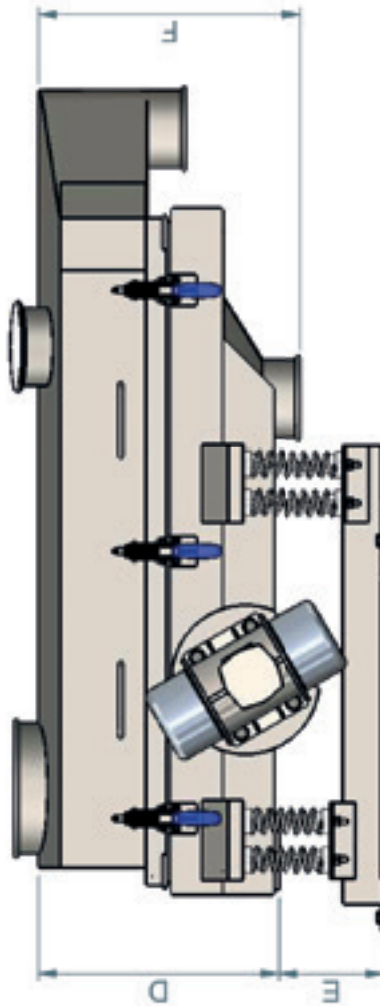
Screen size = 1245 x 645mm & 1540 x 915mm


For additional decks add 180mm per extra screen

Bespoke frames available - mobile or static

Inlet & outlets configured to suit installation - typical version shown

TYPICAL VERSION SHOWN - UNIT CAN BE OPEN OR ENCLOSED



ELECTRICAL	SM SEG 42	SM SEG 53
Voltage	110 / 240 / 380-460	110 / 240 / 380-460
Frequency	50 / 60 hz	50 / 60 hz
Power	0.55 kw x 2	0.55 kw x 2
Phase	3	3
ATEX	Yes 	Yes 