

Product Specification

Check Sieving

Slimline Easilift Range

A sack tip sieve station capable of processing up to 25kg worth of product at one time.

Used together with either the 550 or 950 Slimline sieve, the Easilift range features an inclined sack rest table for ergonomic bag tipping and a Power-lift dust hood to minimise heavy lifting. Up to 25kg of product can be dispensed at a time for check screening into containers, static weigh bins, convey systems, or mixers.



sm sievmaster®
by farleygreene

Features & Benefits

- Power-lift hood, no heavy lifting or awkward sleeve connections
- Self-sealing silicone diaphragm that provides a dust tight interface
- Hygienic open section support frame on standard models
- Conforms to CE, UKCA, FDA, and EC 1935/2004 regulations
- Rated to ATEX zone 21 II 2D
- Dust and waterproof to at least IP65
- Easy-Clean hygienic design, no crevices
- No tool, quick change screens
- Quick release direct earthing kit included as standard
- All stainless-steel body and contact parts
- Inclined sack rest table to ensure all powders are captured for screening
- Low maintenance/running costs – tool free disassembly & minimal servicing

Industries:



Food & Drink



Pharma



Chemical



Additive

Product Options*

Ultrasonic upgrade - eliminates mesh blinding.



Underscreen magnet assy - 13,000 gauss available.



Dust Hood Door - vertical Power-lift via 304SS gas struts.



Side outlet - 100mm diameter downturn outlet (550 model only).



Local Dust Extraction (electric) LDEE - with reverse air jet filter cleaning.



Upsize Outlet Control Options for Screening Efficiency -

STANDARD OPTION

DOSC - adjustable Disc Oversize plate for oversize rejection.


DOSC
Disc Oversize



UPGRADE OPTION

BOSC - vacuum controlled inflatable balloon.

BOSC
Balloon Oversize



Typical Materials

- Sacks and containers of dry powdered / granular food, pharmaceutical, & chemical materials.

Finishes available

- Dressing of external welds - gallery & funnel.
- External dull polish to <0.8 Ra
- ViwateQ® finish
- Pharma polish - to <0.2 Ra internally and externally.

Certified Technology



*More options available on request

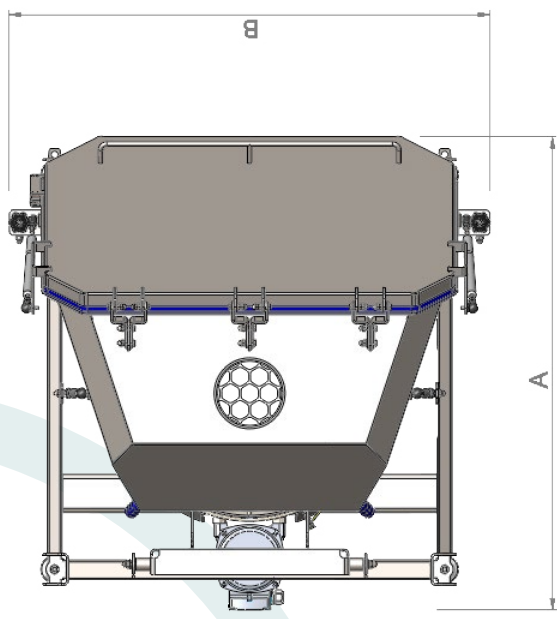
Farleygreene Limited. Unit 2, Hatch Industrial Park, Greywell Road, Mapledurwell, Hampshire, RG24 7NG. United Kingdom.

t +44 (0) 1256 474 547 e info@farleygreene.com www.farleygreene.com Copyright © 2025

Created: 16.05.2022 Revised: 09.06.2025 Version: 04 MAR-BRO-07-2025



THIRD ANGLE PROJECTION



SM EASILIFT 550 & 950

A

B

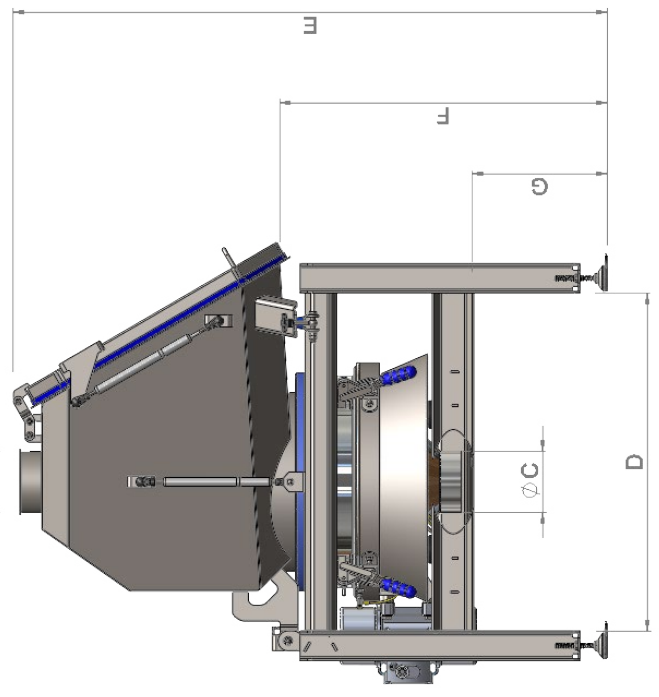
C

D



DIMENSION	SM-ESL-550 (mm)	SM-ESL-950 (mm)
A	1115	1365
B	1130	1540
C	100 - 300	150 - 400
D	850	1075
E	1495	65
F	825	605
G	340	155
H	150	150

Screen diameter = 565mm & 965mm
**For outlet heights over 450/300mm step may be required.
*Available with outlet suitable for connection to vacuum line.



ELECTRICAL	SM-ESL-550	SM-ESL-950
Voltage	110 / 240 / 380-460	110 / 240 / 380-460
Frequency	50 / 60 hz	50 / 60 hz
Power	0.35 kw	0.9 kw
Phase	1 / 3	1 / 3
ATEX	Yes	Yes